

# Sparta Fire Department



2021 Annual Report

## 2021 Chiefs Report

It is my pleasure to present the Sparta Fire Department 2021 Annual Report. You will find within this report interesting facts about the department events, trainings, and statistical information for the incidents we responded to this year.

Over the last year we have worked on several different projects and items within the department to improve and move the department forward with a couple of major purchases help secure the future of the department.

This past year we continued with our replacement program for turnout gear purchasing an additional 5 sets of gear. We purchased a 2022 Chevy 1500 pickup to replace our 2009 Chevy Suburban that is our primary medical response truck.

The department continues to move forward looking for additional funding and grant opportunities. Currently we have submitted for a Firehouse Subs Grant that if awarded would allow us to upgrade all the radio headsets in the apparatus with improved communication in the cab of the truck and for the pump operators at the scene. We are working with the Sparta Township to secure some of the ARPA funds that were awarded to the Township for station improvements, equipment upgrades and drawing for a future station expansion.

With the purchase of the property to the north of the fire station we have started discussing the growth and expansion of the station. We are currently working on improving the rear (west) bays of the station by making them drive-thru bays. This will reduce the risk of property damage or injury staff by having to back the truck into the station all the time. The department has put together a building committee and we are working through the process of getting shovel ready drawing completed. Having these plans ready to go will improve our chances at different grant opportunities.

As with any paid-on call or volunteer fire department across the country staffing has been an issue. I can say that in the last 24-months we have not had anyone resign from the department, however finding people in the community willing to dedicate the amount of time needed for training and continued education for the fire service has been difficult. As we move forward into the next year, we would like to expand our staff by 3-5 people.

I would like to thank the men and women of the Sparta Fire Department for their dedicated services to the Sparta Community. Without their dedicated service throughout the years, we would not have the Fire Department that we have today. I would also like to thank the Fire Board and the community for allowing me to continue to serve as your Fire Chief.

Daniel Olney  
Fire Chief

## **Budget**

A copy of the departments 2021-2022 budget year is attached to review. The departments budget runs from April 1 to March 31 of each fiscal year. The attached is the current budget prior to the audit which shows that we finished the year at 90/7% of the annual operating budget.

The millage #1 was budgeted for \$34,685 and this was used 100%. Millage #2 was budgeted at \$51,185 but was amended to \$81,185 to cover expenditures that were made during the year. This millage covered the lease part of the lease payment for Engine #3 and the purchase of the 2022 Chevy pickup.

This year the department did purchase a new 2022 Chevy pickup to replace our 2009 Chevy Suburban medical response truck. This item was in the departments Capital Improvement Plan (CIP) for the past couple of years but was one time we felt could be pushed out in order to get more pressing projects done.

The department has submitted for 2-different grants to help with funding. The first grant was submitted thru Firehouse Sub for \$32,000 in wireless headset communication equipment for the trucks. The second grant was a Training and Retention Grant offered thru the Michigan Department of Treasury. This grant was submitted for \$26,000.



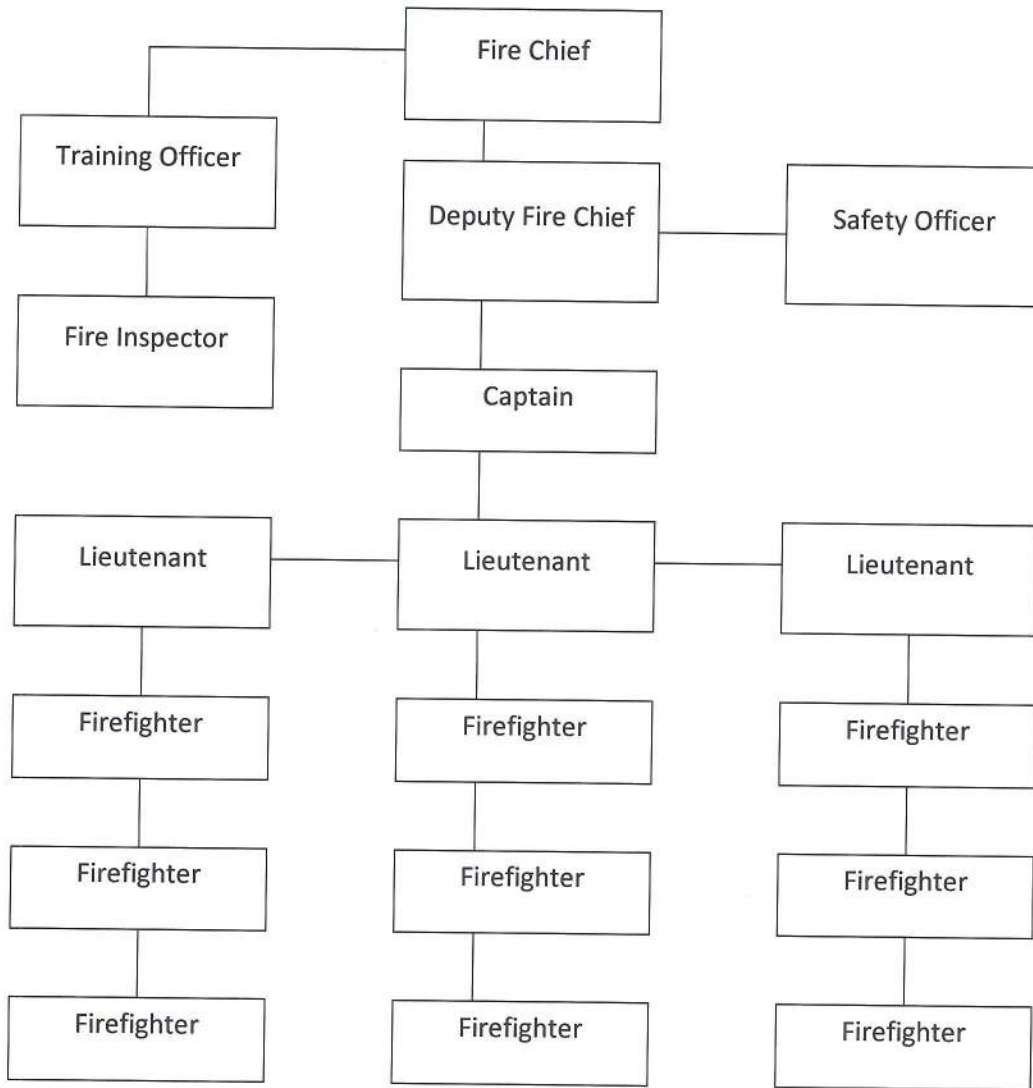
GL NUMBER	DESCRIPTION	2021-22		YTD BALANCE 03/31/2022 NORM (ABNORM)	ACTIVITY FOR MONTH 03/31/22 INCR (DECR)	AVAILABLE BALANCE NORM (ABNORM)	% BDDT USED	YTD BALANCE 03/31/2021 NORM (ABNORM)
		ORIGINAL BUDGET	2021-22 AMENDED BUDGET					
Fund 206 - FIRE FUND								
Revenues								
Dept 000								
206-000-528.000	OTHER FEDERAL GRANTS	0.00	0.00	0.00	0.00	0.00	0.00	184,962.48
206-000-580.000	SPARTA TOWNSHIP	243,334.00	243,334.00	243,334.00	0.00	0.00	100.00	243,334.00
206-000-580.100	VILLAGE OF SPARTA	121,666.00	121,666.00	121,666.00	0.00	0.00	100.00	121,666.00
206-000-580.200	TOWNSHIP MILLAGE #1	60,000.00	60,000.00	71,746.23	69,534.64	(11,746.23)	119.58	68,277.37
206-000-580.300	TOWNSHIP MILLAGE #2	60,000.00	60,000.00	74,491.00	72,194.71	(14,491.00)	124.15	70,895.51
206-000-641.000	FEES	450.00	450.00	0.00	0.00	450.00	0.00	10.00
206-000-665.001	SFD INTEREST INCOME	500.00	500.00	797.30	45.58	(297.30)	159.46	743.86
206-000-670.000	MISCELLANEOUS INCOME	0.00	0.00	690.35	0.00	(690.35)	100.00	120.00
206-000-672.500	REIMB-MISC	4,000.00	4,000.00	2,892.00	0.00	1,108.00	72.30	4,276.07
206-000-693.000	SALE OF CAPITAL ASSETS	0.00	0.00	0.00	0.00	0.00	0.00	12,500.00
206-000-698.100	LOAN PROCEED	0.00	0.00	0.00	0.00	0.00	0.00	383,128.00
Total Dept 000		489,950.00	489,950.00	515,616.88	141,774.93	(25,666.88)	105.24	1,089,913.29
TOTAL REVENUES								
		489,950.00	489,950.00	515,616.88	141,774.93	(25,666.88)	105.24	1,089,913.29
Expenditures								
Dept 333 - FIRE DEPARTMENT								
206-333-701.000	VACCINES	750.00	750.00	0.00	0.00	750.00	0.00	0.00
206-333-701.100	EMPLOYEE PHYSICALS	4,500.00	4,500.00	4,644.00	451.00	(144.00)	103.20	3,472.50
206-333-702.000	SALARIES	0.00	0.00	0.00	0.00	0.00	0.00	25,000.00
206-333-702.100	SALARIES-CHIEF	26,000.00	26,000.00	26,961.38	4,367.69	(961.38)	103.70	26,071.00
206-333-702.150	DEPUTY CHIEF	8,800.00	8,800.00	8,823.96	1,280.92	(23.96)	100.27	8,823.96
206-333-702.200	NONCERICAL DAY HOURS	15,000.00	15,000.00	15,295.00	2,839.00	(295.00)	101.97	11,551.00
206-333-702.210	FIREFIGHTERS HOURS	1,750.00	1,750.00	1,430.00	0.00	320.00	81.71	225.00
206-333-702.300	SALARIES - ADMINISTRATIVE	5,000.00	5,000.00	1,169.00	0.00	3,831.00	23.38	3,017.00
206-333-702.350	SFD WEEKEND STANDBY	18,500.00	18,500.00	15,921.50	2,138.00	2,578.50	86.06	16,332.00
206-333-702.360	MEDICAL ON CALL	17,500.00	17,500.00	11,946.00	1,517.00	5,554.00	68.26	12,702.00
206-333-702.450	FF EXTRA HOURS	10,000.00	10,000.00	7,991.90	1,119.00	2,008.10	79.92	9,005.00
206-333-702.650	SFD RUNS	56,000.00	56,000.00	53,906.50	8,389.75	2,093.50	96.26	53,232.00
206-333-702.750	SFD PRACTICE	17,500.00	17,500.00	13,783.33	790.38	3,716.67	78.76	15,620.86
206-333-702.900	MECHANIC SFD	4,200.00	4,200.00	4,384.00	735.00	(184.00)	104.38	3,764.00
206-333-703.100	WORKERS COMP-SFD	17,500.00	17,500.00	17,765.00	0.00	(265.00)	101.51	7,604.00
206-333-715.000	SOCIAL SECURITY	15,500.00	15,500.00	12,946.49	1,857.47	2,553.51	83.53	14,761.46
206-333-727.000	OFFICE SUPPLIES	3,000.00	3,000.00	965.15	72.78	2,034.85	32.17	1,065.48
206-333-756.000	OPERATING SUPPLIES	17,000.00	17,000.00	9,658.29	788.72	7,341.71	56.81	30,959.65
206-333-760.000	MEDICAL EMERGENCY SUPPLIES	2,500.00	2,500.00	2,985.99	0.00	(485.99)	119.44	5,580.09
206-333-768.000	UNIFORMS	3,500.00	3,500.00	0.00	0.00	3,500.00	0.00	1,266.40
206-333-807.000	AUDIT FEES	4,000.00	4,000.00	3,900.00	0.00	100.00	97.50	3,800.00
206-333-818.000	CONTRACTED SER-GENERAL	2,000.00	2,000.00	1,999.49	79.70	0.51	99.97	224.00
206-333-818.020	ACCOUNTING SERVICES	8,000.00	8,000.00	7,657.50	1,914.38	342.50	95.72	7,657.50
206-333-818.400	ATTORNEY	1,000.00	1,000.00	725.00	0.00	275.00	72.50	1,998.50
206-333-818.600	INFORMATION TECH	1,600.00	1,600.00	2,969.73	330.75	(1,369.73)	185.61	1,444.22
206-333-818.640	EMERGENCY RPT SOFTWARE ANNUAL	2,500.00	2,500.00	2,502.40	0.00	(2.40)	100.10	2,500.00
206-333-864.000	CONFERENCES & WORKSHOPS	9,000.00	9,000.00	7,822.00	1,982.00	1,178.00	86.91	4,950.00
206-333-867.000	GAS & OIL	5,000.00	5,000.00	3,666.10	2,244.16	1,333.90	73.32	4,199.68
206-333-919.100	WATER HOUSE	950.00	950.00	1,299.79	156.72	(349.79)	136.82	1,327.26
206-333-919.200	WATER FIRE DEPT	2,000.00	2,000.00	2,004.83	158.89	(4.83)	100.24	2,837.16
206-333-920.100	DTE HOUSE	1,100.00	1,100.00	970.58	174.13	129.42	88.23	872.02
206-333-920.200	DTE FIRE DEPARTMENT	3,750.00	3,750.00	4,234.10	885.99	(484.10)	112.91	4,509.60
206-333-921.100	ELECTRIC - HOUSE	2,500.00	2,500.00	1,756.34	129.34	743.66	70.25	1,763.85
206-333-921.200	ELECTRIC STATION	4,750.00	4,750.00	4,891.62	624.30	(141.62)	102.98	4,756.75
206-333-922.000	TELEPHONE	9,000.00	9,000.00	8,838.17	1,149.32	161.83	98.20	9,759.34

REVENUE AND EXPENDITURE REPORT FOR VILLAGE OF SPARTA

PERIOD ENDING 03/31/2022

GL NUMBER	DESCRIPTION	2021-22		YTD BALANCE		ACTIVITY FOR		AVAILABLE		% BGD		YTD BALANCE	
		ORIGINAL BUDGET	2021-22 AMENDED BUDGET	03/31/2022 NORM (ABNORM)	03/31/2022 NORM (ABNORM)	MONTH 03/31/22 INCR (DECR)	NORM (ABNORM)	NORM (ABNORM)	USED	03/31/2021 NORM (ABNORM)			
<b>Fund 206 - FIRE FUND</b>													
<b>Expenditures</b>													
206-333-923.000	TRASH REMOVAL	900.00	900.00	1,117.35	111.84	(217.35)	124.15	124.15	911.68				
206-333-930.000	REPAIR & MAINTENANCE	6,100.00	6,100.00	11,147.85	2,552.39	(5,047.85)	182.75	182.75	12,304.59				
206-333-930.003	ENGINE #3	3,000.00	3,000.00	719.89	17.49	2,280.11	24.00	24.00	4,218.73				
206-333-930.005	PLATFORM #5	2,500.00	2,500.00	3,589.61	126.46	(1,089.61)	143.58	143.58	10,749.49				
206-333-930.006	RESCUE #6	1,510.00	1,510.00	669.13	0.00	840.87	44.31	44.31	1,334.40				
206-333-930.007	BRUSH TRUCK #7	1,500.00	1,500.00	1,117.77	369.23	382.23	74.52	74.52	299.96				
206-333-930.008	TENDER #8	1,000.00	1,000.00	676.05	0.00	323.95	67.61	67.61	361.87				
206-333-930.010	MEDIC #10	1,500.00	1,500.00	1,225.80	48.23	274.20	81.72	81.72	776.36				
206-333-930.100	Building & Grounds	4,000.00	4,000.00	10,686.36	775.00	(6,686.36)	267.16	267.16	4,224.77				
206-333-935.000	BODELL PEST CONTROL	400.00	400.00	369.00	33.00	31.00	92.25	92.25	360.00				
206-333-956.000	MISCELLANEOUS	500.00	500.00	218.96	0.00	281.04	43.79	43.79	805.30				
206-333-956.001	FIRE PREVENTION	3,000.00	3,000.00	398.95	0.00	2,601.05	13.30	13.30	2,195.45				
206-333-956.100	BANK SERVICE CHARGES	240.00	240.00	240.00	20.00	0.00	100.00	100.00	240.00				
206-333-957.000	MILEAGE REIMBURSEMENT	300.00	300.00	0.00	0.00	300.00	0.00	0.00	0.00				
206-333-958.100	AUTO ALLOWANCE	4,800.00	4,800.00	5,214.00	757.00	(414.00)	108.63	108.63	5,214.00				
206-333-958.150	DEPUTY CHIEF AUTO ALLOWANCE	2,400.00	2,400.00	2,407.06	349.62	(7.06)	100.29	100.29	2,406.06				
206-333-959.000	DUES & MEMBERSHIPS	1,700.00	1,700.00	637.00	0.00	1,063.00	37.47	37.47	1,568.12				
206-333-960.000	INSURANCE & BONDS	28,000.00	28,000.00	29,278.72	15,570.72	(1,278.72)	104.57	104.57	26,771.24				
206-333-970.100	CAPITAL OUTLAY EQUIPMENT	4,950.00	4,950.00	0.00	0.00	4,950.00	0.00	0.00	0.00				
<b>Total Dept 333 - FIRE DEPARTMENT</b>		<b>369,950.00</b>	<b>369,950.00</b>	<b>335,528.64</b>	<b>56,907.37</b>	<b>34,421.36</b>	<b>90.70</b>	<b>90.70</b>	<b>377,396.70</b>				
<b>Dept 336 - FIRE DEPARTMENT</b>													
206-336-970.001	SFD CAPITAL OUTLAY MILLAGE #1	51,185.00	81,185.00	81,141.36	0.00	43.64	99.95	99.95	369,290.38				
206-336-970.002	SFD CAPITAL OUTLAY MILLAGE #2	34,685.00	34,685.00	34,685.45	0.00	(0.45)	100.00	100.00	311,676.33				
206-336-970.003	SFD CAPITAL CASH SURPLUS	53,000.00	53,000.00	19,970.00	2,925.00	33,030.00	37.68	37.68	0.00				
<b>Total Dept 336 - FIRE DEPARTMENT</b>		<b>138,870.00</b>	<b>168,870.00</b>	<b>135,796.81</b>	<b>2,925.00</b>	<b>33,073.19</b>	<b>80.41</b>	<b>80.41</b>	<b>680,966.71</b>				
<b>TOTAL EXPENDITURES</b>		<b>508,820.00</b>	<b>538,820.00</b>	<b>471,325.45</b>	<b>59,832.37</b>	<b>67,494.55</b>	<b>87.47</b>	<b>87.47</b>	<b>1,058,363.41</b>				
<b>Fund 206 - FIRE FUND:</b>													
<b>TOTAL REVENUES</b>		<b>489,950.00</b>	<b>489,950.00</b>	<b>515,616.88</b>	<b>141,774.93</b>	<b>(25,666.88)</b>	<b>105.24</b>	<b>105.24</b>	<b>1,089,913.29</b>				
<b>TOTAL EXPENDITURES</b>		<b>508,820.00</b>	<b>538,820.00</b>	<b>471,325.45</b>	<b>59,832.37</b>	<b>67,494.55</b>	<b>87.47</b>	<b>87.47</b>	<b>1,058,363.41</b>				
<b>NET OF REVENUES &amp; EXPENDITURES</b>		<b>(18,870.00)</b>	<b>(48,870.00)</b>	<b>44,291.43</b>	<b>81,942.56</b>	<b>(93,161.43)</b>	<b>90.63</b>	<b>90.63</b>	<b>31,549.88</b>				

## Fire Department Organization



This is a general layout of the department's organizational chart. Positions and assignment can be expanded or reduced depending on the departments needs at the time.



## 2021 Roster

PERSONNEL	RANK	START DATE	DURATION
Wood , Carl	Deputy Chief	02/01/1983	39 Years, 3 Months
Morton, Shawn	Captain	07/01/1997	24 Years, 10 Months
Olney , Daniel	Chief	07/11/1999	22 Years, 10 Months
Fodor , Dan	Mechanic	08/15/2003	18 Years, 9 Months
Buchanan, Eric	Lieutenant	11/03/2009	12 Years, 6 Months
Fitzpatrick, Kyle	Firefighter	10/28/2011	10 Years, 7 Months
Good, Andrew	Firefighter	10/07/2012	9 Years, 7 Months
VanSyckle, Chad	Firefighter	03/13/2013	9 Years, 2 Months
Ganczewski, Rachel	Firefighter	02/13/2015	7 Years, 3 Months
Carter , Jake	Firefighter	09/03/2015	6 Years, 8 Months
Pant , Paul	Firefighter	01/08/2017	5 Years, 4 Months
Fairchild, Todd	Lieutenant	03/27/2017	5 Years, 2 Months
Brown, Troy	Lieutenant	03/03/2019	3 Years, 2 Months
Miedzielec, Allison	Firefighter	05/05/2019	3 Years, 0 Months
Waters, Jason	Firefighter	02/15/2020	2 Years, 3 Months
Peckham, Chad	Firefighter	08/31/2020	1 Years, 9 Months
Ginebaugh, David	Firefighter	08/01/2020	1 Years, 9 Months
Clark, Dakota	Firefighter	08/01/2021	0 Years, 9 Months
Olney, Blake	Probationary Firefighter	08/30/2021	0 Years, 9 Months
O'Connor, Alexis	Probationary Firefighter	08/01/2021	0 Years, 9 Months
Lewis, William	Firefighter	03/01/2022	0 Years, 2 Months

**AVERAGE EMPLOYMENT LONGEVITY: 8.9 Years**

### Personnel Information

We did not lose any members of the department from the previous year. However, Lt. Eric Buchanan had to take a 1-year leave of absence due to his employment with the Plainfield Fire Department.

We welcomed F/F Jacob Kraemer, F/F Alexis O'Connor, F/F Dakota Clark, and F/F Blake Olney to the department, and they have successfully completed their Firefighter I and II training, and will be starting MFR school in May.

We also welcomed William Lewis to the department, and he will also be attending MFR school in May.

## Apparatus:

Engine #3 – 2020 Pierce Saber pumper with 1000 gallons of water and 1500 gpm pump. This is the first out machine on all residential structure fires and the second out machine for all accidents.



Rescue #6 – 2013 Spencer/Spartan Rescue with 750 gallons of water. This is the first out machine on all accidents and second out of all residential fires. This machine also provides mutual aid to area departments for accidents.

Platform #5 – 2014 Spartan with a 100' Crimson aerial. The platform carries 300 gallons of water and can flow 2000 gpm. This is the first out apparatus on all commercial structure fire calls and first out for an auto/mutual aid calls.





Tender #8 – 2008

International/Water master tender. This truck carries 4000 gallons of water and responds to all calls in the non-hydrant area. This truck is also one of the first most auto/mutual aid requests for water.



Medic #10 – 2009 Chevy Suburban that is the first out on all medical calls. Is currently being replaced with a 2022 Chevy 1500 crew cab pickup. This vehicle is being replaced by a 2022 Chevy 1500 pickup

Brush Truck #7- 2010 Chevy 3500 Brush Truck. This truck is used for all grass/field fires and is the our back up medical unit if Medic #10 is tied up on another call.



## Fire Prevention:

This year due we able to return to the Sparta Schools and Early Childhood Development Program to talk about fire prevention and safety. We talked to just about 750 students.

There were two different community outreach programs during the summer. Our crews were able to talked and show several kids the equipment that we use to protect the community.





## Training:



This year we returned to a normal type of training schedule and were able to meet and training in person. During the year we completed a total of 761.25 hours of fire training. These training sessions ranged from a 6-hour in-service training for the new Engine #3, business tours, vehicle extrication, and a couple controlled live fire training classes.

The department also spent an additional 20-hours in medical first responder training classes.

These training hours do not include the additional training hours that our new hires go thru to complete fire school. Each new hire that attends a fire academy completes an additional 360 hours of training prior to taking the state certification exam. Once they complete the fire school they return to the department and complete another 40-50 hours of in-house training to become familiar with our equipment.

## Incidents:

The department responded to 925 incidents in 2021 this is an increase from 874 incidents the department ran in 2020.



Listed below are the various response type of calls we respond to according to our NFIRS classifications:

INCIDENT TYPE	2019	2020	2021
False Alarm & False Call	37	20	28
Fire	50	48	47
Good Intent Call	62	64	104
Hazardous Condition (No Fire)	70	81	52
Rescue & Emergency Medical Service Incident	691	636	664
Service Call	33	24	28
Severe Weather & Natural Disaster	0	0	0
Special Incident Type	1	1	2
<b>Total</b>	<b>944</b>	<b>874</b>	<b>925</b>

- False alarm & false call – are fire alarms or incident that we were cancelled prior to arrival (example – auto aid assignment, medical where ALS cancelled us, etc.)
- Fire – include all our fire calls (including house fires, cooking fires, vehicle fires, trash fires, grass fires, and auto/mutual aid calls)
- Good Intent calls – are calls where there are no cause for the incident (odor investigations, smoke in the area, etc.)
- Hazardous Conditions – are where our wires calls come into play, gas leaks, CO alarms
- Rescue & Emergency Medical - are all of medical responds and vehicle accident calls for the year
- Service calls – are calls for lock-outs, smoke detector issues, etc.
- Special Incidents – are hazardous materials calls, water rescues, etc.



**Calls per zones:**



The department provided some form of either auto aid or mutual aid to area departments 37 times in 2021.

We received some form of aid from neighboring departments 22 times 2021.

Zones	% of calls
Township	43.46%
Village	51.78%
Other (Auto Aid/Mutual Aid Request)	4.76%
Total	100

### Medical Response Breakdown

MED LEVEL DISPATCHED	# of calls 2020	# of calls 2021
Med 1	440	465
Med 2	143	165
Med 3	82	100

### Response Times:

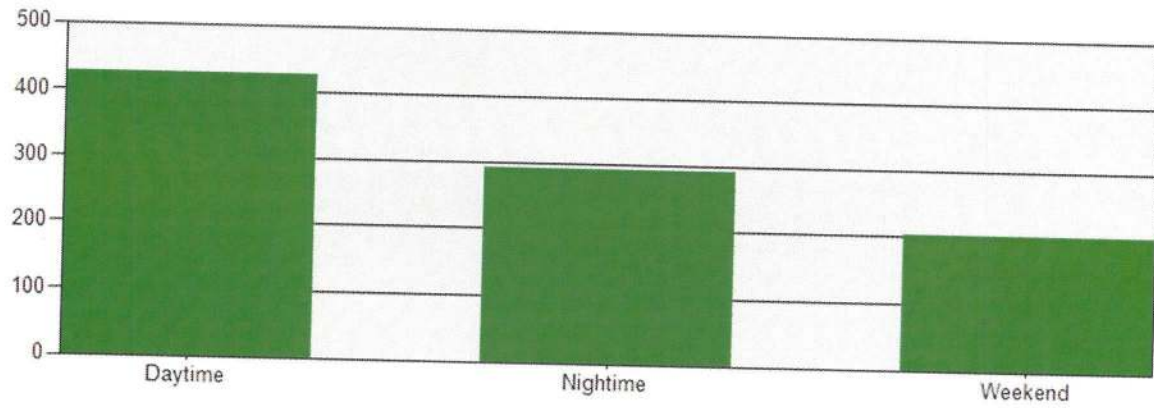
RESPONSE TIME	EMS	FIRE	AVERAGE
From Time of Dispatch to Time of Enroute	2:05	2:15	2:10
From Time of Dispatch to Time of Arrival	6:18	8:45	7:35

### Cost Recovery:

There were 9 alcohol related incidents in 2021 that were submitted to the 63<sup>rd</sup> District Court for cost recovery.

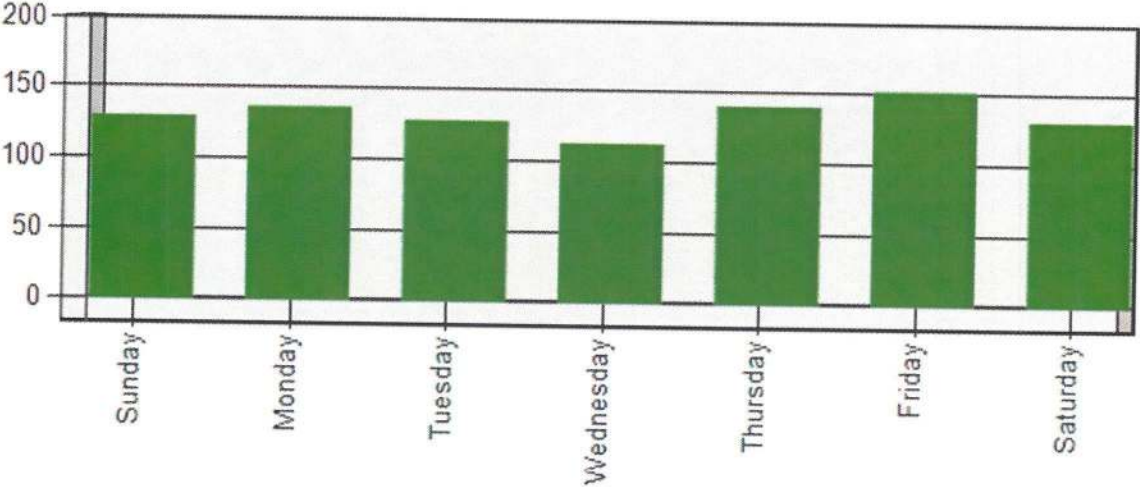


### Call volume by shift:



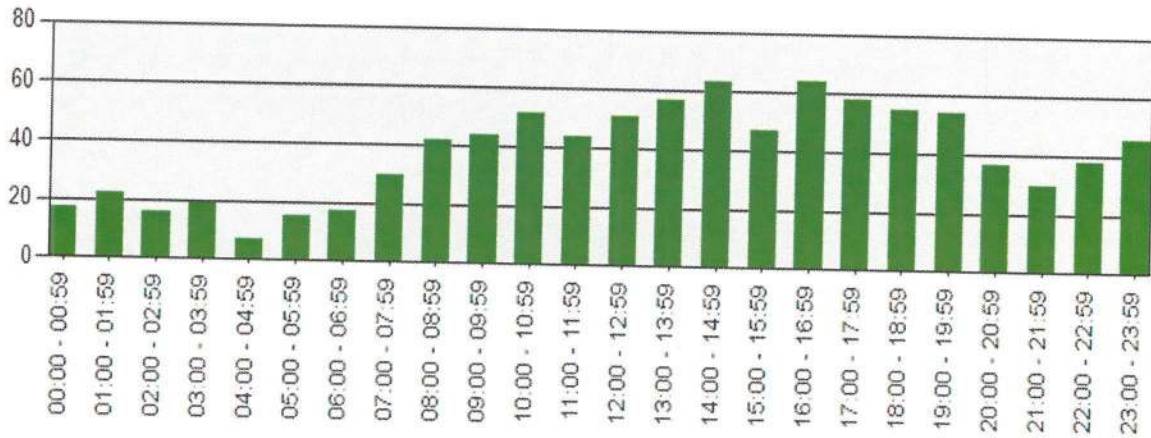
SHIFT	# INCIDENTS
Daytime	429
Nighttime	293
Weekend	203
<b>TOTAL:</b>	<b>925</b>

**Call volume by the day of the week:**



DAY OF THE WEEK	# INCIDENTS	
	2020	2021
Sunday	112	129
Monday	147	136
Tuesday	104	127
Wednesday	143	112
Thursday	130	140
Friday	123	151
Saturday	115	130

**Call Volume by time of day:**



HOURLY	# of CALLS (2020)	# of CALLS (2020)
00:00 - 00:59	40	17
01:00 - 01:59	24	22
02:00 - 02:59	19	16
03:00 - 03:59	17	19
04:00 - 04:59	15	7
05:00 - 05:59	13	15
06:00 - 06:59	16	17
07:00 - 07:59	21	30
08:00 - 08:59	29	42
09:00 - 09:59	34	44
10:00 - 10:59	35	52
11:00 - 11:59	52	44
12:00 - 12:59	50	51
13:00 - 13:59	63	57
14:00 - 14:59	52	63
15:00 - 15:59	60	47
16:00 - 16:59	44	64
17:00 - 17:59	54	58
18:00 - 18:59	57	55
19:00 - 19:59	54	54
20:00 - 20:59	32	37
21:00 - 21:59	33	30
22:00 - 22:59	32	38
23:00 - 23:59	28	46
<b>TOTAL:</b>	<b>874</b>	<b>925</b>



**Overlapping calls:**

These are multiple calls that occur within the same time frame of another call occurring. The department had 108 overlapping calls occur in 2021. Several of these calls were weather related responses with wire / trees down. However, 32 of these overlapping calls were medical responses where we had two or more medical related incidents occurring at the same time. Of these 32 medical related calls, 3 of them were turn over to neighboring agencies because we were either on an accident or fire scene.

**Response by Apparatus:**

APPARATUS	# of our calls	# of Auto/Mutual Aid Calls
Engine #3	74	8
Rescue #6	104	5
Platform #5	19	5
Tender #8	15	17
Medic #10	704	13
Brush #7	84	3

## **Special Events:**

### Town and Country Days:

Our crews assisted with the parade and drag racing events that occurred during the Town and Country Days event this year.

### Christmas Parade:


The department decorated up Engine #3 with lights for the annual Christmas Parade that was in town. Other crews assisted with the fireworks event and traffic control.

### Annual Halloween Event:

Every year the Sparta Fire Association hosts a Halloween event at the department for the kids. This year we again decided to cancel the event due to the COVID pandemic.

### Toys for Tots

This year the Sparta Fire Association provided about \$850.00 worth of toys to the Kent County Toys for Tots program. A special thanks goes out to the Rockford Meijer Store for facilitating our department for this event and donated an additional \$100.00 to help out.



In Honor of Those Who Paid the Ultimate Sacrifice on September 11, 2001

*"WE WILL NEVER FORGET"*