

Sparta Fire Department



2024 Annual Report

2024 Chiefs Report

It is my pleasure to present the Sparta Fire Department 2024 Annual Report. You will find within this report interesting facts about the department events, training, and statistical information for the incidents we responded to this year.

This past year was a busy year for the department. We have seen our calls increase from 999 in 2022 to 1157 in 2023. This increase was across all of our response areas with medical responses being the largest increase.

We also went thru and Insurance Service Office (ISO) rating at the end of 2023. This organization sets the insurance standards for residence and businesses in the community based on staffing, response times, equipment, water sources, and auto aid agreements. The results for this review have not been received yet.

The department submitted 3 different grants/sources. The first one through the Michigan Department of Treasury for equipment. We were able to successfully obtain this grant for \$10,000 to help cover the cost of our turn-out gear. The second grant was a Assistance to Firefighters Grant (AFG). This grant was submitted for \$50,000 in headset and communication equipment for the fire trucks, we were not successful with this grant. The third funding request is still outstanding currently. The department submitted a 1-million-dollar request through Congressman Moolenaar's office for the station expansion and renovation. As of this date there has been no word on the status of this funding request.

The largest change in the department as we move into 2024 is the hiring of a full-time Fire Chief. It is my pleasure to be able continue to serve the Sparta Community as the department's first full-time employee. As with any paid-on call department across this country, staffing has been an issue. We are no exception to this issue. By having someone here full-time, I will be able to help fill these gaps that occur during the daytime when our staffing is low. It is difficult to find people in the community willing to dedicate the amount of time needed for training and continued education for the fire service. As we move forward into the next year, we would like to expand our paid-on call staff by 2-3 more people.

I would like to thank the men and women, both past and present, of the Sparta Fire Department for their dedicated services to the Sparta Community. Without their continued dedication and support throughout the years, we would not have the Fire Department that we have today. I would also like to thank the Fire Board and the community for allowing me to continue to serve as your Fire Chief.

Daniel Olney
Fire Chief

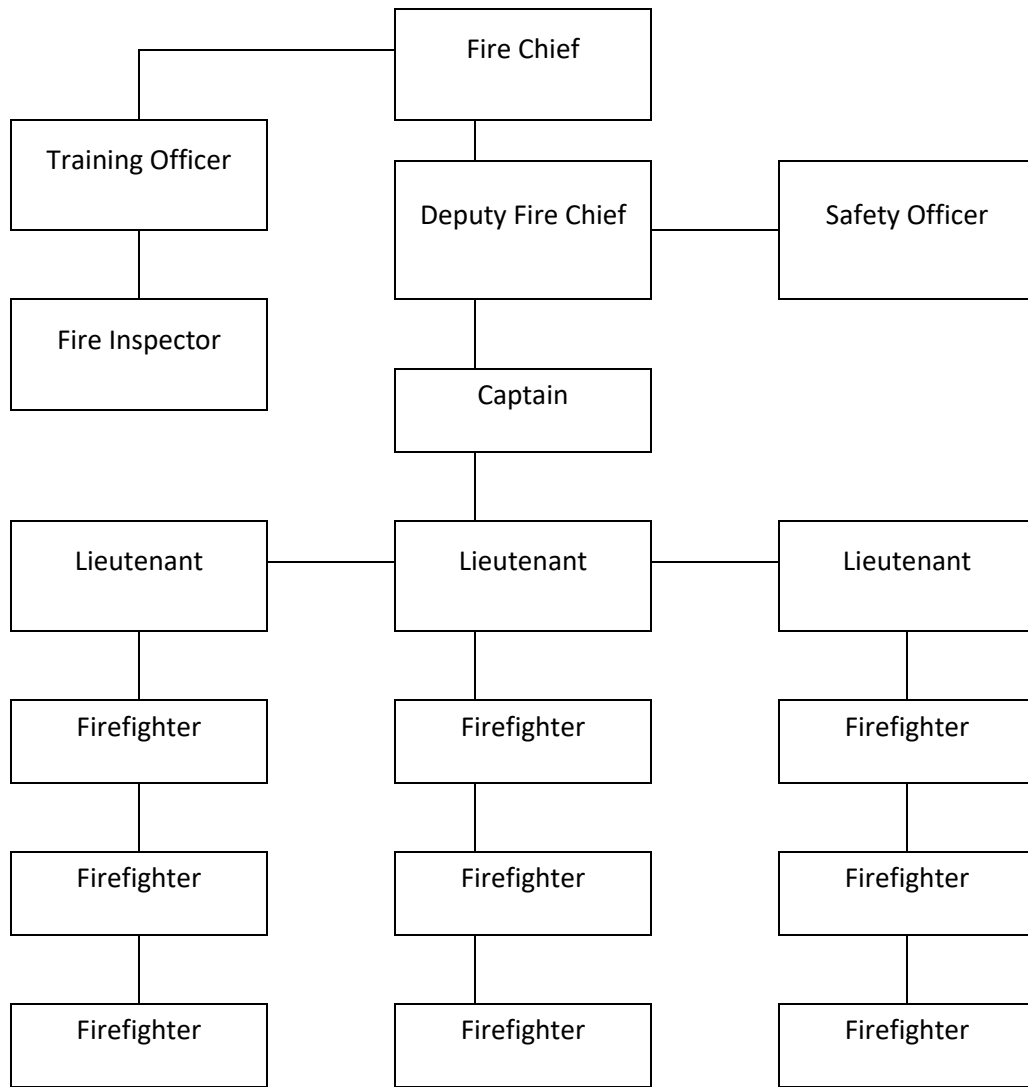
Budget

A copy of the department's 2023-2024 budget year is attached for your review. The department's budget runs from April 1 to March 31 of each fiscal year. The budget attached is ending as of December 31, 2024, with three more months in our annual operating budget. As of December 31, 2024, the department had expenditures of 75% for the year with 3 months remaining.

The audit for the 2022-2023 budget year was also completed by Siegfried Crandall P.C., the result of the audit shows the department is in a good financial position.

Millage #1 was budgeted for \$58,185 and 75.65% of the funds had been used for purchases by the end of 2024. Millage #2 was budgeted at \$45,185 and 76.76% of these funds had been used by the end of 2024. These millage funds cover the lease payment for Engine #3, 3 sets of turn-out gear.

Fire Department Organization



This is a general layout of the department's organizational chart. Positions and assignments can be expanded or reduced depending on the department's needs at the time.

2024 Roster

PERSONNEL	RANK	START DATE	DURATION
Wood , Carl	Deputy Chief	02/01/1983	42 Years
Morton, Shawn	Captain	07/01/1997	27 Years
Olney , Daniel	Chief	07/11/1999	25 Years
Fodor , Dan	Mechanic	08/15/2003	21 Years
VanSyckle, Chad	Firefighter	03/13/2013	11 Years
Carter , Jake	Firefighter	09/03/2015	9 Years
Pant , Paul	Firefighter	01/08/2017	8 Years
Brown, Troy	Lieutenant	03/03/2019	5 Years
Hosmer, Allison	Firefighter	05/05/2019	5 Years
Peckham, Chad	Firefighter	08/31/2020	4 Years
Kraemer, Jacob	Firefighter	07/21/2021	3 Years
O'Connor, Alexis	Firefighter	08/01/2021	3 Years
Clark, Dakota	Firefighter	08/01/2021	3 Years
Olney, Blake	Firefighter	08/30/2021	3 Years
Lewis, William	Firefighter	03/01/2022	2 Years
Olney, Lance	Firefighter	10/03/2022	2 Year
Labra, Josh	Probationary Firefighter	04/15/2023	1 Year
Meyerholtz, Andrew	Probationary Firefighter	08/27/2023	1 Year
Behrens, Marc	Probationary Firefighter	08/27/2023	1 Year

AVERAGE EMPLOYMENT LONGEVITY: 9.26 Years

Personnel Information

We did see a couple of changes in staffing over that last year. We had a couple of people leave the department because of changes in their lives. Those members were Lt. Todd Fairchild, and Lt. Eric Buchanan.

We have three department members of our staff still on a probationary firefighter status. All three of them have finished their schooling but are still wrapping up the internal training process for the department. All three of these department members will have this completed in the next couple of months.

Apparatus

Engine #3 – 2020 Pierce Saber pumper with 1000 gallons of water and 1500 gpm pump. This is the first out machine on all residential structure fires and the second out machine for all accidents.



Rescue #6 – 2013 Spencer/Spartan Rescue with 750 gallons of water. This is the first out machine on all accidents and second out of all residential fires. This machine also provides mutual aid to area departments for accidents.

Platform #5 – 2014 Spartan with a 100' Crimson aerial. The platform carries 300 gallons of water and can flow 2000 gpm. This is the first out apparatus on all commercial structure fire calls and the first out for auto/mutual aid calls.



Tender #8 – 2008

International/Water master tender.
This truck carries 4000 gallons of water and responds to all calls in the non-hydrant area. This truck is also one of the first most auto/mutual aid requests for water.



Medic #10 – 2022 Chevy Silverado 1500 that is the first out on all medical calls. This truck was damaged in an accident this year and is being replaced.

Brush Truck #7- 2010 Chevy 3500 Brush Truck. This truck is used for all grass/field fires and is our backup medical unit if Medic #10 is tied up on another call.



Fire Prevention



Every year we conduct visits to the schools during the month of October (Fire Prevention Month). This year's theme was Smoke Alarms "Make Them Work for you!".

During our visits to the Sparta Ridgeview School (K – 2nd) and Early Childhood Development Program, we talked to about 750 students. Each student was provided with a fire prevention packet with fire safety information for them and their parents/guardians.

We also assisted in a couple of community outreach programs during the summer in conjunction with the Sparta Area Schools, where our crews were able to talk and show several kids the equipment that we use to protect the community during these events. The Sparta Library also held a "Hero's" night event as part of their Summer Reading Program. As part of this event, we took several trucks to the parking lot near the library for the "Touch a Truck" event.



Training

This year the department completed a total of 42.5 hours in monthly training sessions, which totals 765 hours of total training for the 18-member department. These training sessions include a range of topics from Mayday, RIT, water supply, water relay operations, and aerial operations.



In addition to the monthly training, our probationary firefighters (3 of them) each completed an additional 42.25 hours of training. This training was completed with their assigned Company Officer (Deputy Chief, Captain, or Lieutenant). The total hours of training just for the 3 probationary members totaled 126.75 and an additional 42.25 hours for the Officers completing the training. This probationary training includes driving time on each apparatus, equipment familiarization, and the overall operation of each truck.

Incidents:

The department responded to 1183 incidents in 2024. This is an increase from 1157 incidents the department ran in 2023.

All of our incidents have to be classified in accordance to the National Fire Incident Reporting System (NFIRS). Each incident we respond to creates a report number that has to be entered into our system detailing the type of incident and response. This information is then entered into a national system that is used as a database for a wide variety of purposes including grant funding.

Listed below are the various response classifications for NFRIS and a small description:

- **100 series:** Fire-related incidents
- **200 series:** Overpressure explosions and overheating incidents without fire
- **300 series:** Rescue and emergency medical services (EMS) incidents
- **400 series:** Hazardous conditions without fire
- **500 series:** Service calls
- **600 series:** Good intent calls
- **700 series:** False alarms and false calls
- **800 series:** Severe weather and natural disasters

When the department switched our reporting system last year from Emergency Report to ESO Solutions, the data points used to create our monthly and annual reports will look a little different in its layout this year.



Incident type comparisons over the last 3 years:

INCIDENT TYPE	2022	2023
False Alarm & False Call	39	27
Fire	60	53
Good Intent Call	50	71
Hazardous Condition (No Fire)	41	57
Rescue & Emergency Medical Service Incident	788	917
Service Call	16	31
Severe Weather & Natural Disaster	0	0
Special Incident Type	1	1
Total	999	1157

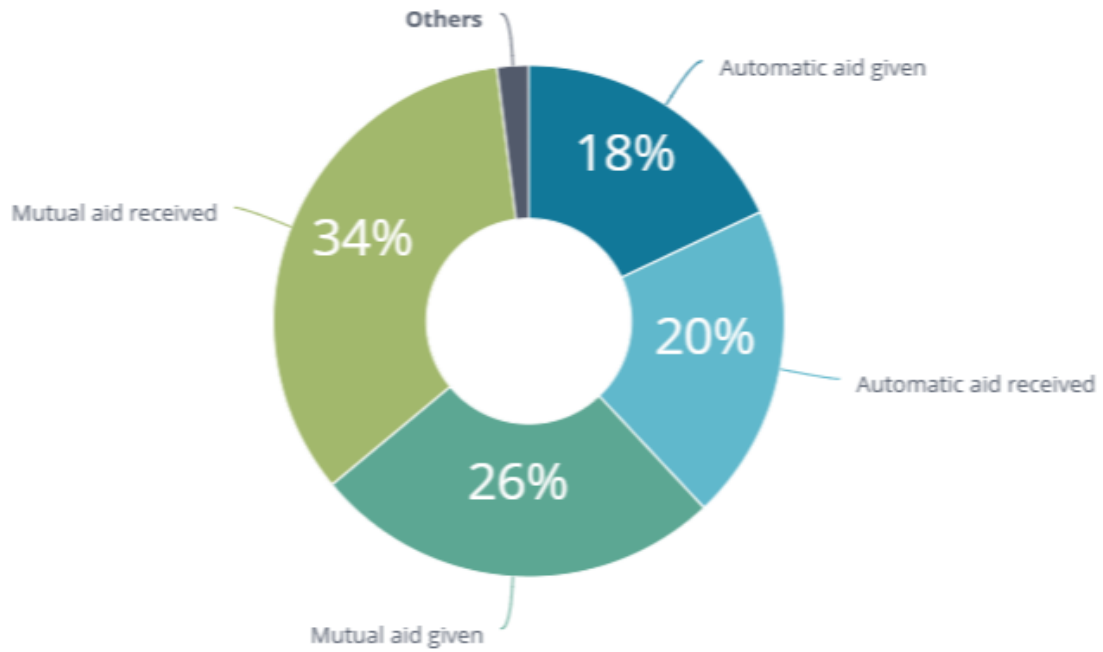
INCIDENT TYPE (based on the NFIRS classifications)	2024	
NFIRS 100 classification: Fire	51	
NFIRS 200 classification: Explosion, Ruptures	0	
NFIRS 300 classification: all medicals and accidents	892	
NFIRS 400 classification: Hazardous conditions	72	
NFIRS 500 classification: Service calls	49	
NFIRS 600 classification: Good Intent	58	
NFIRS 700 classification: False alarms	57	
NFIRS 800 classification: Weather events	0	
NFIRS 900 classification: Special Events/Incident	1	
Total	1183	

Calls per zones:

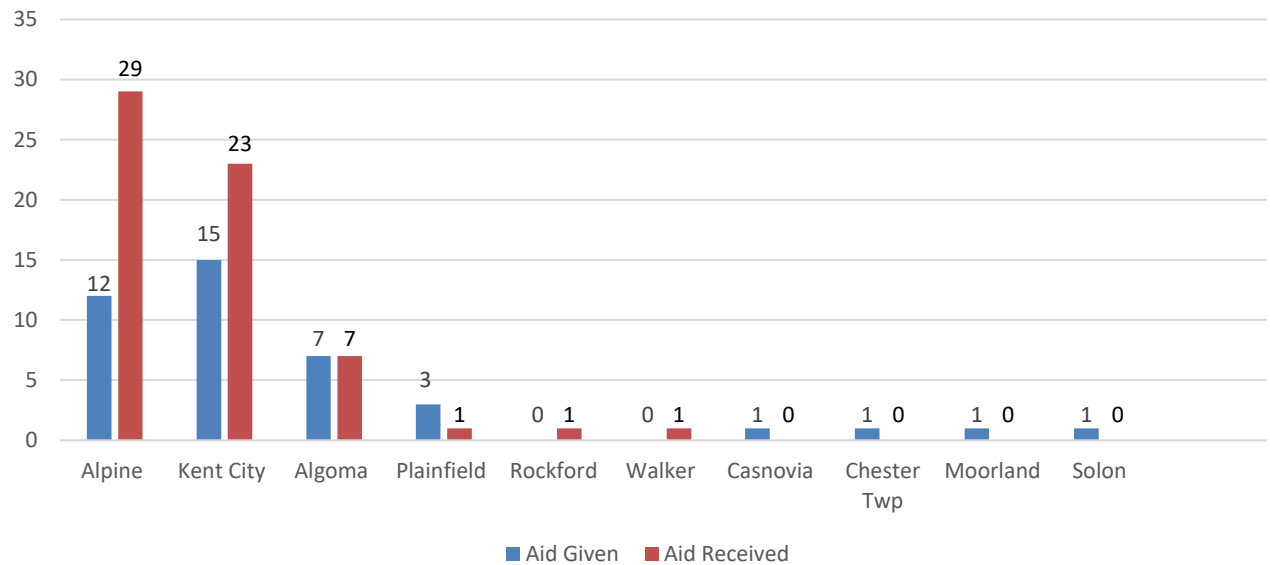


Zones	# of Incident	% of calls
Township	487	42.09%
Village	615	53.15%
Other (Auto Aid/Mutual Aid Request)	55	4.75%
Total	1157	100

Breakdown of Aid Given/Received



Aid Given and Received by Department



Mutual aid resources are additional equipment and manpower provided to or from our neighboring departments after we have been on-scene or based on the scope of the incident. Automatic aid resources are pre-determined pieces of equipment that are needed for a structure fire from other departments and are started at the same time we are called.

Medical Response Breakdown

MED LEVEL DISPATCHED	# of calls 2022	# of calls 2023
Med 1	488	545
Med 2	178	219
Med 3	122	153

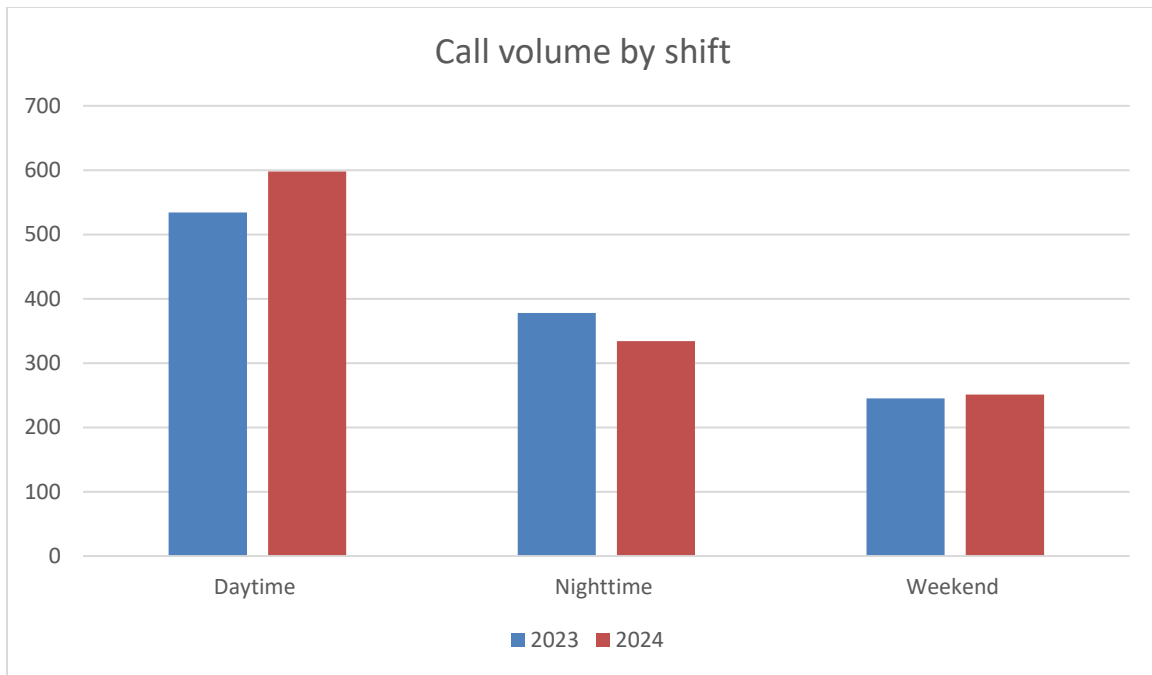
Response Times:

AVERAGE RESPONSE TIMES (Dispatch to Arrived) MM:SS			
SHIFT	Lights/Sirens	Downgraded to No Lights/Sirens	No Lights/Sirens
Shift: Daytime			
Other - Other	10:17	14:30	5:06
Township - Township of Sparta	7:37	6:33	9:07
Village - Village of Sparta	6:39	7:00	7:00
Shift: Nighttime			
Other - Other	10:47	12:15	6:51
Township - Township of Sparta	8:18	8:40	9:29
Village - Village of Sparta	6:46	10:00	7:48
Shift: Weekend			
Other - Other	14:12	4:30	9:00
Township - Township of Sparta	7:57	8:20	8:10
Village - Village of Sparta	5:53	7:20	6:49

Cost Recovery:

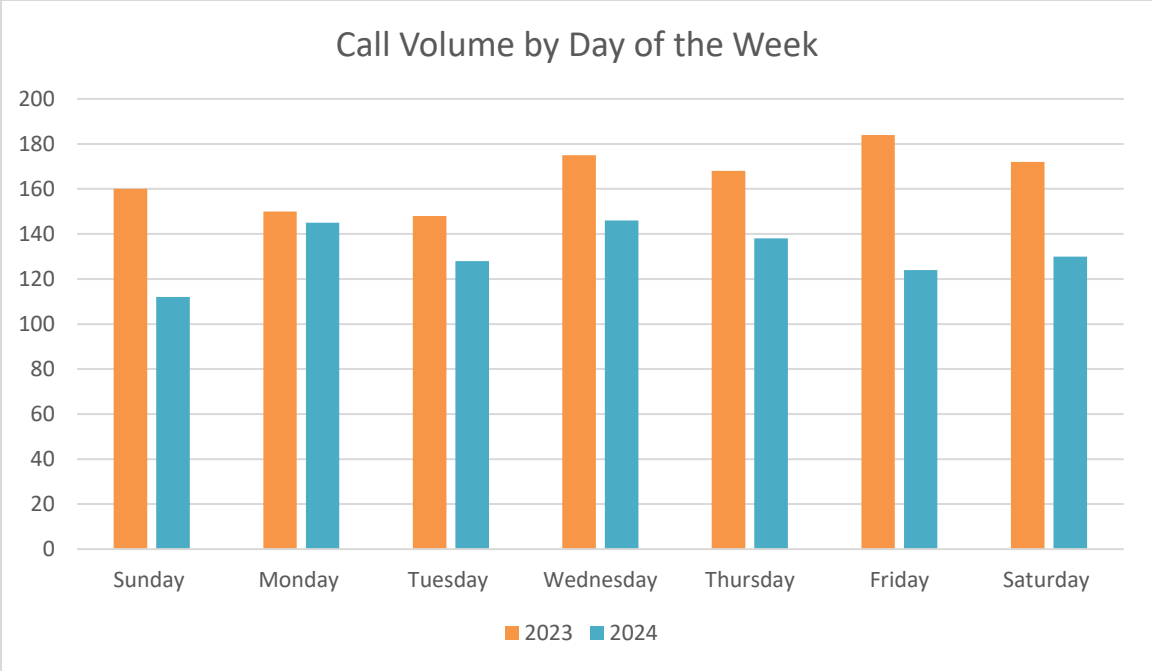
There were 4 alcohol related incidents in 2023 that were submitted to the 63rd District Court for cost recovery.

Call volume by shift:



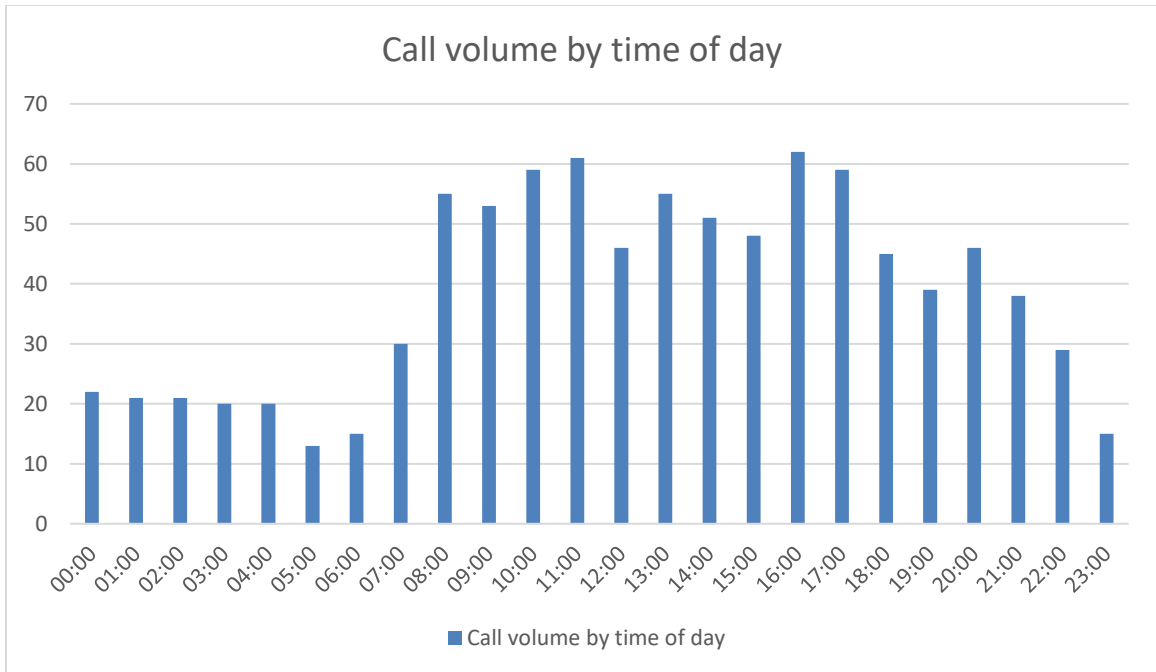
SHIFT	2023 Incidents	2024 Incidents
Daytime	534	598
Nighttime	378	334
Weekend	245	251
TOTAL:	1157	1183

EMS Call volume by the day of the week:



DAY OF THE WEEK	2023	2024
Sunday	160	112
Monday	150	145
Tuesday	148	128
Wednesday	175	146
Thursday	168	138
Friday	184	124
Saturday	172	130
TOTAL	999	1157

EMS Call Volume by time of day:



Hour	# of CALLS (2023)	# of CALLS (2023)
00:00 - 00:59	38	22
01:00 - 01:59	21	21
02:00 - 02:59	21	21
03:00 - 03:59	21	20
04:00 - 04:59	29	20
05:00 - 05:59	26	13
06:00 - 06:59	28	15
07:00 - 07:59	48	30
08:00 - 08:59	41	55
09:00 - 09:59	64	53
10:00 - 10:59	58	59
11:00 - 11:59	69	61
12:00 - 12:59	53	46
13:00 - 13:59	67	55
14:00 - 14:59	69	51
15:00 - 15:59	62	48
16:00 - 16:59	55	62
17:00 - 17:59	63	59
18:00 - 18:59	65	45
19:00 - 19:59	60	39
20:00 - 20:59	47	46
21:00 - 21:59	49	38
22:00 - 22:59	46	29
23:00 - 23:59	46	15

TOTAL:	1157	923
---------------	-------------	------------

Overlapping calls:

Overlapping calls are considered incidents that are either happening at the same time or occur back-to-back of each other. The department had 154 overlapping calls occur in 2023. Several of these calls occurred during weather related responses with wire / trees down. This past year we had 47 medical-related calls that were considered to be overlapping, and of these 47 medical-related calls we had to turn 6 of them over to neighboring agencies because we were tied up.

Response by Apparatus:

APPARATUS	Village	Township	Other	Total
Engine #3				78
Rescue #6				101
Platform #5				30
Tender #8				18
Medic #10				683
Brush #7				419

Special Events:

Town and Country Days:

Our crews assisted with the parade and had a water ball event that occurred during the Town and Country Days event this year.

Christmas Parade:

The department decorated Platform #5 with lights for the annual Christmas Parade that was in town. Other crews assisted with the fireworks event and traffic control.

Sparta Grass Drags:

We assist the Momber Family with their grass drag event that is held at their property on 12-mile rd near M37. We provide medical staff for the event.

Freedom Cruise:

This event was scaled down this year, but the Freedom Cruise made it way thru Sparta during their event. We assisted with having the flag up on Platform #5 to honor the Gold Star families as they travelled through town.

Toys for Tots

This year the Sparta Fire Association provided about \$1000.00 to the Kent County Toys for Tots program.

Champagne Breakfast:

Again, this year the Eagles Auxiliary held a fundraiser to benefit the Sparta Fire Department. This event helps raise funds for the department that we can use to purchase safety equipment for our staff and smoke detectors to put back into the community.

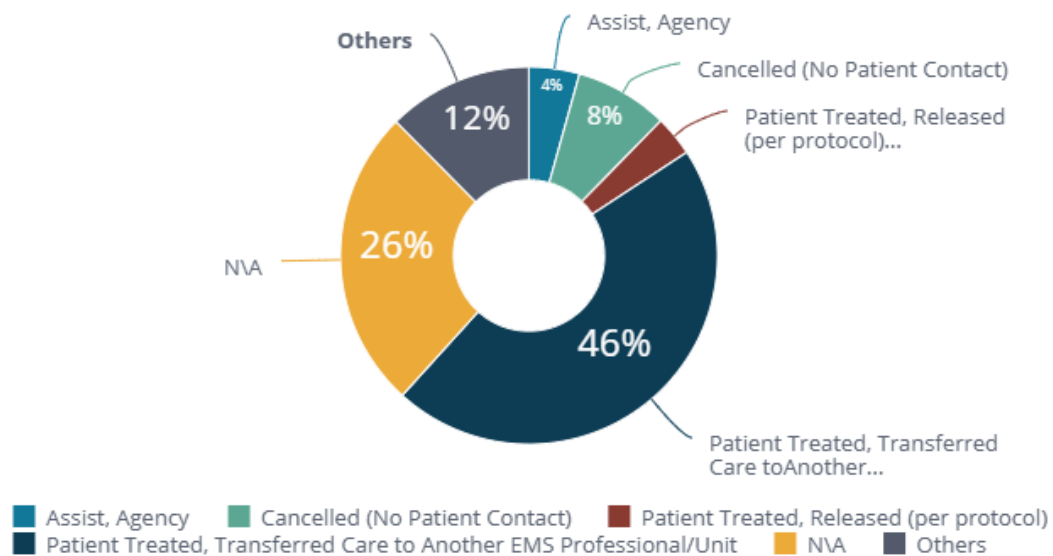


In Honor of Those Who Paid the Ultimate Sacrifice on September 11, 2001

“WE WILL NEVER FORGET”

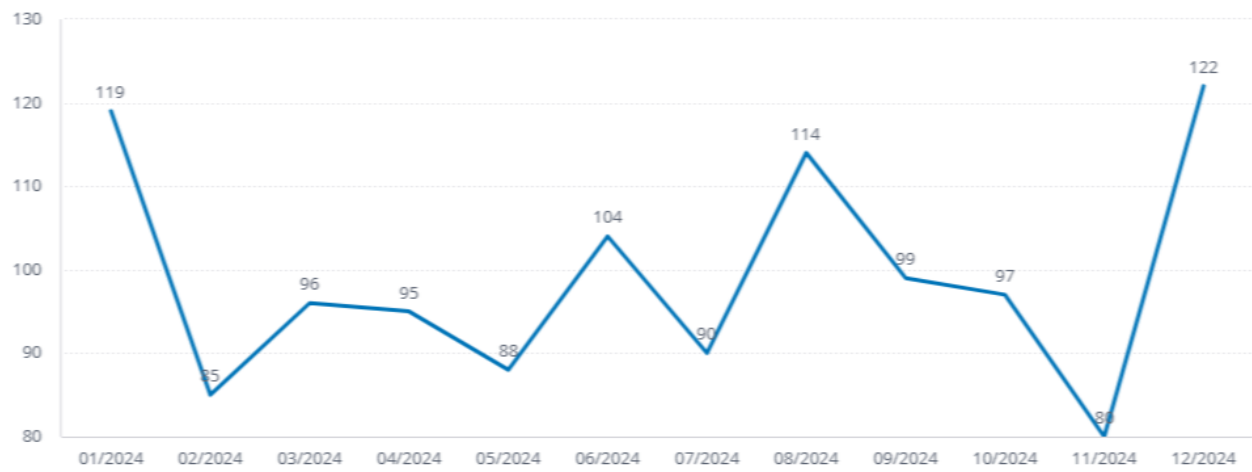
EMS call information

Calls by Disposition



Time from dispatch to pt. treatment: average 12m-33s

Incident Count by Month



Call volume by month